

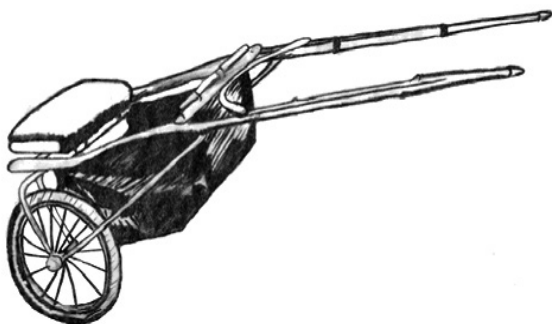
# REGISTRY

## Driving Performance Division Rules


### 5.1 Miniature Horse Driving Division – General Rules

- A. Guidance: The driving division was founded for the purpose of developing and furthering the art and sport of driving for pleasure. A working knowledge of and compliance with the rules are essential.
- B. The only person to handle the reins, under penalty of elimination, is the driver. No change of driver is permitted during any class.
- C. Dress Code: Headers, Drivers and their passengers should be dressed appropriately. Dress in the show ring is to complement the overall appearance of the unit, not take away from the appearance.
  - 1. Hats for gentlemen are optional, except when in formal attire.
  - 2. Formal wear should not be worn before 5 p.m. unless stake classes are held in an afternoon performance session.
  - 3. No strapless dresses in any driving class.
  - 4. No sandals or open toed shoes to be worn by driver or header.
  - 5. No T-shirts or shorts.
  - 6. No farm, individual, or animal names may be displayed. Exception: Draft harness classes.
- D. Horses must be serviceably sound.
- E. Horses may be shown with a full mane or mane with bridle path clipped and full tail.
- F. Driving whips, if used, must be of suitable style, and the tip of the lash must not reach past the shoulder of the horse.

- G. Cross Entering:
1. Pleasure horses cannot cross-enter into Country Pleasure, Western Pleasure or Park Divisions at the same show.
  2. Country Pleasure horses cannot cross-enter into Pleasure, Western Pleasure or Park Divisions at the same show.
  3. Park horses cannot cross-enter into Pleasure, Western Pleasure or Country Pleasure at the same show.
  4. Western Country Pleasure horses cannot cross-enter into Pleasure, Country Pleasure or Park Divisions at the same show.
  5. Pleasure, Country Pleasure, Western Country Pleasure and Park horses can enter Roadster Division at the same show.
- H. Safety: Refer to the Safety Section III - Part 7 for listing of Safety Rules.
1. All driving horses must be at least 3 years old.
  2. Cavessons or nosebands are optional in the Driving Division.
- I. General Rules for Pleasure, Country Pleasure and Western Country Pleasure Classes
1. Boots, wraps, etc. of any description are prohibited.
  2. All pleasure driving vehicles must be of the two wheel type and have a basket.
    - a. Bike tires or wooden wheels are permissible.
    - b. Undue noise created by a vehicle will be a reason to excuse the entry from the ring.



Closed Wheel



Open Wheel

3. Harness in the pleasure, country pleasure, and western country pleasure division must be:
  - a. Of the light type with breast collars.
  - b. No full hames allowed.
  - c. Blinders are required.
    - (1) Round or square blinders are permissible.
  - d. Side or over-checks are required.
  - e. Check must be hooked.
  - f. Breeching is optional.
  - g. No other appliances may be used on a driving

horse other than the harness. (Example: no fly nets on the ears, face, or body).

4. Bits in the pleasure driving division shall be of the snaffle type. No Liverpool bits, curb chains or curb straps are allowed.
5. Martingales and Check Bits are optional.
6. Headers - All headers should be appropriately attired. In Versatility Classes a “groom” is a header.

#### J. Division of Classes

1. Classes in all divisions of driving competition may be offered for singles, pairs, tandem, unicorns, four-in-hand and etc.
2. Classes may be offered for:
  - a. Open – no age restriction on drivers or horses, all sexes (except for Youth). Note: All driving horses must be 3 years and older. Open classes can be divided by height within each division.
  - b. Ladies – must be 18 years and older.
  - c. Gentlemen – must be 18 years and older.
  - d. Mares/Stallions/Geldings.
  - e. Height divisions.
  - f. Youth – Must meet eligibility requirements in Section III - Pt 4 - Youth Rules.
  - g. Amateur – Must meet eligibility requirements in Section III - Pt 3 - Amateur Rules.
  - h. Maiden Horses – not having won one first place in an approved AMHR driving competition.
  - i. Novice Driver/Horses – not having won three first places in an approved AMHR driving competition.
  - j. Limit Driver/Horses – not having won six first places in an approved AMHR driving competition.

### 5.2 Pleasure Driving

## A. Class Conditions

1. Ring Procedure: Pleasure driving horses are to enter the ring counter-clockwise (to the right) at a pleasure trot. To be shown both ways of the arena at a **walk, pleasure trot, and extended trot**. To **stand quietly and to rein back**. To be **judged 60% on performance, manners and way of going; 30% on the condition, fit and appropriateness of harness and vehicle; and 10% on neatness, appropriateness of attire, and overall impression**. Excessive speed will be penalized.
  - a. Walk: A free, regular and forward moving four beat gait. The horse should walk energetically, but calmly, with even and determined pace.
  - b. Pleasure Trot: The horse should maintain forward impulsion while showing submission to the bit. The trot is slower and more collected, but the horse should indicate willingness to be driven on the bit while maintaining a steady cadence.
  - c. Extended Trot: This is a clear, but not excessive, increase in gait and length of stride. The horse goes forward freely, engaging the hind legs with good hock action, on a taut but light rein, the position balanced and unconstrained.
2. Braids, matching the stable colors, one in the foretop and one immediately back of the bridle path as seen on the larger pleasure driving horses are optional.

## 5.3 Country Pleasure Driving

### A. Class Conditions

1. Ring Procedure: Country Pleasure Driving horses are to enter the ring counterclockwise (to the right) at a country pleasure trot. To be shown both ways

of the arena at a **walk, country pleasure trot and an extended trot. To stand quietly and to rein back.** To be **judged 60% on performance, manners and way of going, 30% on the condition, fit and appropriateness of harness and vehicle, and 10% on neatness, appropriateness of attire and overall impression.** Over checks and side checks should be slightly loose, not snug. The head set should appear natural for the horse. Excessive knee action and speed to be penalized.


- a. Walk: A free, regular and forward moving four beat gait. The horse should walk energetically, but calmly, with an even and determined gait.
- b. Country Pleasure Trot: A balanced, easy moving, relaxed two beat gait demonstrating forward movement.
- c. Extended Trot: A clear increase in gait and length of stride. The horse should move freely on a taut, but light rein, while maintaining a balanced gait and forward movement. Excessive knee action and speed shall be penalized.

## 5.4 Western Country Pleasure Driving

### A. Class Conditions

1. Ring Procedure: Western Country Pleasure driving horses shall enter the ring counterclockwise (to the right) at a Country Pleasure Trot. To be shown both ways of the arena at a **walk, country pleasure trot and extended trot. To stand quietly and rein back.** To be **judged 60% on the horse's performance, manners and way of going, and suitability for assuring a pleasurable drive, 30% on condition, fit and appropriateness of harness and vehicle, and 10% on neatness, appropriateness of attire and overall impression.** Over checks or side checks should be slightly loose, not snug. Excessive knee action and speed to be penalized.
  - a. Walk: A free regular and forward moving

- four beat gait. The horse should walk freely and calmly, with an even determined gait.
- b. Western Country Pleasure Trot: A balanced, easy going, relaxed two beat gait demonstrating forward movement with a flat knee and little hock flexion.
  - c. Extended Trot: A clear increase in gait and length of stride. Excessive knee or hock action and speed to be severely penalized. The horse should move freely on a taut, but light rein, while maintaining a balanced gait and forward movement with low strides and little flexion of knees and hocks.
2. A Western Country Pleasure Driving horse should carry himself in a natural, balanced position with a relaxed head and neck. The horse will be free moving with straight, low strides that have little flexion of the knees and hocks.



3. The horse shall be severely penalized if his poll is more than 3" above the level of the withers or below the withers; the crest of the neck is bowed or arched; is behind the vertical or over flexed; is excessively nosed out; exhibits excessive knee action and speed; or shows lack of control by the exhibitor
4. All gaits to be performed in a smooth, relaxed, balanced manner. Consistently showing too far off the rail and excessive noisemaking by exhibitors during the class shall be penalized according to

severity. Each horse shall be required to back readily and straight and stand quietly.

5. Western Country Pleasure Driving Attire:
  - a. Ladies should wear jackets and blouses with slacks or skirts or dresses of the Western type. No bare shoulders. Hats are optional but should be of the Western type if worn.
  - b. Gentlemen should wear Western attire with or without a Western hat.


## 5.5 Roadster

- A. General: The roadster horse may be of any type, any color of attractive appearance, and balanced in conformation and with manners which make a safe risk in the ring. Horse shall be serviceably sound.
- B. Class Conditions
  1. Ring Procedure: Roadsters must enter the ring clockwise (to the left) at a **jog trot**; then show at the **road gait**, **jog trot** and **reverse at the jog trot**, show at the **road gait**, and **trot at speed**. Roadster horses are NOT asked to back. At all speeds, horse should work in form. Breaks should not be penalized in a horse that demonstrated three distinct trots over a horse that has not demonstrated gait distinction. Horses should be shown on the rail at all times except when passing. Showing off the rail shall be penalized. Performance at all three gaits should be strongly considered. When horses are lined up, driver shall not leave vehicle except for necessary adjustments. Headers are allowed in roadster classes.
    - a. Gait Requirements: The principal gait for the roadster is the trot. Horses shall be asked to trot at three different speed:
      - (1) Slow jog trot
      - (2) Faster road gait
      - (3) Full extended “drive on” trot



2. Harness:
  - a. Of the light type with breast collars.
  - b. No full hames allowed.
  - c. Blinders are required. Round or square blinders are permissible.
  - d. Side or over-checks are required.
  - e. Check must be hooked.
  - f. Breeching is optional.
  - g. No other appliances may be used on a driving horse other than the harness. (Example: no fly nets on the ears, face, or body).
3. Bits in the Roadster Driving division shall be of the snaffle type. No Liverpool bits, cub chains or cub straps are allowed.
4. Martingales and Check Bits are optional.
5. Vehicles: Bike (a two-wheeled cart with stirrups and no basket). Road bikes with tire guards (“closed heel/arch”) are mandatory.

(NOTE: photo below is an example of an acceptable tire guard for use on a Roadster cart).




6. Braids, matching the stable colors, one in the foretop and one immediately back of the bridle path as seen on the larger roadster horses are optional.
7. The exhibitor number must be worn on the exhibitor’s back. An optional supplementary number can be placed on the shafts.
8. Un-weighted bell type boots are optional in roadster classes only.

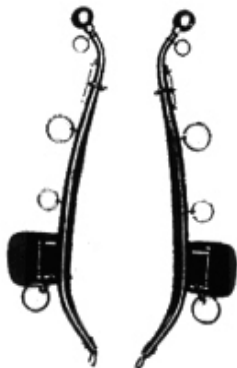
9. Helmets required for Youth, optional for all other exhibitors.

## 5.6 Draft Harness Horses

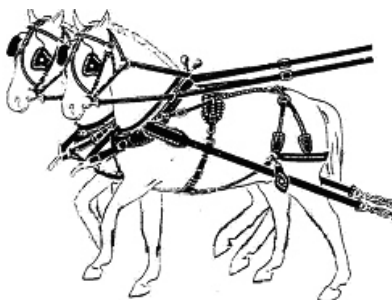
- A. General: Utilitarian (a neat, clean and suitable working outfit) is stressed for miniature horses, harness and wagon. Clipping of fetlocks is optional. Horses are to be **judged 60% on working together, manners, performance on the rail, maneuvers and backing, 40% on appointments** (proper draft type equipment), **and on horses suitability and conformation.**
1. Draft miniature horses may be shown barefoot or with a light plate shoe or a draft type shoe with toe and heel caulks. Pads may be used, but any additional weight of any description is prohibited.
  2. Preference will be given to a four-wheeled, fifth wheel type wagon (as similar to the large draft horse wagons). See photo inserts. The hitch wagon may have wooden wheels or rubber tires. Buggies are not appropriate. A wooden spoke wheeled cart is preferred to be used for singles and tandems. The wagon and/or harness may display the owner's name, advertising logo, monograms, etc.



3. Harness must be of a heavy draft type with breeching, full collars, full hames and appropriate bit suitable for heavy draft type harness. See photo inserts below.



Draft Hames



Draft Harness

4. In the draft harness division, braiding of tails and manes in the style used by the larger heavy harness breeds is encouraged.
5. No one may assist the driver in any way (except to prevent or help avoid an accident), but passengers are permitted. Adult passengers are encouraged to ride with youth in the multiple hitch classes as a safety precaution.
6. Headers are required in Youth Draft Classes, but they must be (16) years old or older for safety reasons.
7. A pole is optional on lead teams.
8. Classes in the draft harness division may be offered for singles, pairs, tandems, unicorns, four-up, six-up and eight-up.
  - a. Tandem – Two horses hitched with one lead horse directly in front of one wheel horse (as in single file), driven by a man or woman in a cart.
9. Draft horse classes may be divided in the same fashion as the Pleasure Driving Division, i.e. men, women, youth, etc.

10. All draft harness classes are considered mini cart classes and all are qualifying classes for the Draft harness Stake Class. The National Area Shows and the AMHR National Show shall have a Draft Harness Cart Single Stake class and a Draft harness Multiple Hitch Stake Class.

#### B. Ring Procedure

1. Horses to be **shown both ways of the ring at a working trot (reversing on the diagonal at the trot) and a flat footed walk without undue restraint**. The walk shall be kept to a minimum.
  - a. Single and tandem draft harness horses shall be asked to halt (or line up), stand quietly and back readily.
  - b. Multiple hitch classes will be asked to line up along the rail and perform their individual maneuvers in this order: work a figure eight, walk up to the judge (call judge), swing gee and haw, back quietly, and stand quietly. Docking is optional.
  - c. When the last hitch has performed their maneuvers, entrants shall line up side by side for judge(s) to mark their card(s).

### 5.7 AMHR Light Harness Driving

- A. Classes may be offered for pairs, tandems, unicorns, four-in-hand, six-in-hand, 4 abreast, etc.
- B. Gait Requirements: Hitches are to enter the show ring at a trot going counter-clockwise (to the right). The horses should be **judged at the flat footed walk, trot and extended trot both ways of the ring**. The walk should be a relaxed flat footed walk, a four beat straight movement and easy going. The extended trot should be ground covering and reaching. Extreme animation is to be penalized. Horses to be asked to stand quietly in the line up and rein back at the discretion of the Judge.

- C. Horses must be harnessed in light harness with breast collar, or full collar (not full hames), and breeching is required on wheel horses. Liverpool bits are not allowed. Check bit and martingales are optional.
- D. Vehicle should be two wheeled (meadow-brook type), or four wheeled buggy, buckboard type or antique carriage. No viceroys, racing sulkies, or fine harness rigs allowed.
- E. Exhibitors shall not be allowed to wear formal type wear (evening gowns or tuxedos). Casual or western type wear is appropriate, hats may or may not be worn, all clothing should be appropriate to the type of vehicle that is being used.
- F. **Judging to be based 70% on way of going, 20% on equipment & harness, and 10% on conformation.**

### 5.8 Fine Harness Horses

- A. Classes may be offered for pairs, tandems, unicorns, four-in-hand, six-in-hand, or more.
- B. Gait Requirements: Hitches are to enter the show ring at a trot going counter-clockwise (to the right). The horses should be **judged showing two gaits, a trot and a flat footed walk, working both ways of the arena. Horses are to stand quietly and rein back at the discretion of the Judge.**
- C. Horses must be harnessed in fine harness with breast collar or full collar (no full hames or breeching) and shown to an appropriate vehicle.
- D. Tandem classes: whip length to be long enough to touch the front horse.

### 5.9 Park Harness

- A. General: To be **judged on brilliant performance, presence, quality, manners and conformation.**
  - 1. Park horse to be neatly trimmed, well groomed, braided with one braid in the foretop and one immediately back of the bridle path.
  - 2. Tail braces and false tails are optional.

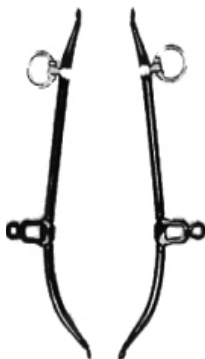
- B. Gait requirements: Park horses are to enter the show ring at a trot going counter-clockwise (to the right) and be **shown both ways of the ring at a walk and park trot. Park horses are not asked to back.**
1. Walk: An animated walk is required. The motion should be brisk and vigorous with the horse showing animation and brilliance.
  2. Park Trot: Extremely animated, cadenced trot, with impulsion and power. The trot is bold and brilliant with knees and hocks snapping high in expansive and dramatic style, creating an illusion of lightness with high-stepping action. Excessive speed shall be penalized.
- C. Harness:
1. Harness should be of the type used to show in the pleasure division.
  2. Martingales and check bits are optional.
- D. Vehicle: Park harness horses are shown to a viceroy or a two wheeled vehicle.
- E. Park Harness horses may be driven with a bit of snaffle or Liverpool type. The Liverpool bit may have a curb chain and can only be driven in half cheek.

### 5.10 AMHR Carriage Division

- A. Tack and Equipment:
1. Light harness (breast or collar type).
  2. To be shown in a suitable two or four wheeled carriage pleasure type driving vehicle. Pneumatic wheels permitted.
  3. Type of bit(s) optional. Snaffle, liverpools or acceptable driving bit and blinkers appropriate to type of harness.
  4. Martingales and overchecks are prohibited for all vehicles.
  5. Side checks optional. Breeching or thimbles are required for all vehicles. Tying down of tongues

is prohibited. Bridles should fit snugly to prevent catching on the vehicle or other pieces of harness. A throatlatch and a noseband or cavesson is mandatory. Open bridles are permitted, but are not encouraged.

6. Whip required to be carried in hand.



Carriage Hames

- B. Dress
  1. Hat, brown gloves preferred, and lap robe required to be worn in all divisions.
- C. Headers
  1. Are allowed but should come from within the vehicle.
  2. Multiple horse carriage turnouts require at least one passenger or groom capable of rendering assistance at all times.
- D. General Rules
  1. All carriage classes are open to single or multiple horses unless otherwise specified.
  2. All carriage driving classes are open to stallions, mares, and geldings unless otherwise specified.
- E. Failure to comply with these rules will incur elimination.
- F. Classes:
  1. **AMHR Carriage Pleasure Driving:** To be judged 60% on manners, quality and perfor-

**mance 40% on conformation.** To be **shown at a walk, slow trot and working trot, both ways of the ring, to line up and stand quietly.** Carriage Stakes Class will be judged as Carriage Pleasure Driving Class.

- 2 **AMHR Carriage Turnout:** To be **judged 70% on the condition, fit and appropriateness of the harness and vehicle, neatness of attire and overall impression and 30% on performance, manner and way of going.** Horses are to enter to the right and be shown both ways of the ring at a walk and trot. Horses are to be lined up in the center of the ring, **stand quietly, and back readily.** The walk should be a relaxed flat-footed walk, a four beat straight movement. The trot should be easy going, square with elasticity and freedom of movement.
  
- 3 **AMHR Carriage Reinsmanship:** This class is designed to test the knowledge and ability of the driver. To be **shown on the rail at a walk, slow trot, and working trot.** To be **judged primarily on the ability and skill of the driver. To be judged 75% on the handling of the reins and whip, control, posture and overall appearance of the driver and 25% on the condition of the harness and vehicle and the neatness of attire.**

In order to evaluate a driver's versatility, the judge may require a test.

a. Suggested Tests:

- (1) Back.
- (2) Drive a circle of designated size, at judge's discretion.
- (3) Drive a figure eight.
- (4) Working trot to stroat strot.
- (5) Stop and stand.
- (6) Drive with one hand.
- (7) A pattern or workout must be adminis-



tered at the AMHR National Show..

4. **AMHR Carriage-Working:** A class in which entries are **judged primarily on the suitability of the horse to provide a pleasant drive.** To be shown both ways of the arena at a **walk, slow trot, working trot, and strong trot. To stand quietly, both on the rail and while lined up, and to rein back.** All entries chosen for a workout may be worked both ways of the arena at any gait requested by the judge and may be asked to execute a figure of eight. To be **judged 70% on performance, manners and way of going of the horse or horses, 20% on the condition and fit of harness and vehicle, and 10% on neatness of attire.**

#### 5.11 Versatility Class

- A. The horse will be shown as a driving horse, in halter, and as a hunter, in that order.
- B. Grooms/headers allowed in at end of driving.
- C. For purposes of safety the cart must be removed from the horse before the horse is unbridled.
- D. Before un-tack and grooming it shall be announced that horses are to remain in the same order for the rest of the class as they go on the rail, both for Halter and Hunter portions.
- E. At the end of the two minute un-tack grooming period, grooms shall leave the arena with the carts and all tack.
- F. Exhibitors are to follow the direction of the Ringmaster and line up for inspection at halter.
- G. After halter inspections are completed, exhibitors are to follow the Ringmaster and proceed to the hunter course.
- H. The hunter requirements for judging are the same as specified under the AMHR "Hunter" Rules.
- I. There shall be a minimum of 2 (two) but not more than 4 (four) fences.
- J. When all have completed the hunter course, they must

trot for soundness before the Judges.

- K. Horses do not leave the arena between divisions.
- L. All three divisions to count equally.
- M. Horses must complete all three divisions, without disqualification, to be eligible for a ribbon.
- N. Open to Pleasure, Country Pleasure, Western Country Pleasure and Park Harness horses.

#### **5.12 Roman Chariot Event**

- A. General: This class is intended as a display of horsemanship, with a team of horses hitched to a Roman style chariot, with emphasis on the authenticity of the chariot, harness and drivers apparel. There were several different types used for chariots in that era, such as fighting vehicles, racing, parades and transportation for royalty. Any of these themes may be used as a reenactment of this era.
- B. The origin of parading of horses before a race or competition was said to have started with the chariot horses at the time. Therefore, at the discretion of show management and allotment of time, entries may be permitted to parade their horses and rigs in the arena before the beginning of the class. Banners, flags and capes, represent stables, sponsors, etc. may be displayed and carried by the drivers at this time. All entries may parade at this time at a collected trot only, for the audience to inspect. The entries will exit the arena, shed their over robes, banners, flags, etc. and will be ready for competition. No flags or banners are allowed in or around the arena at the time of competition.
- C. Specifications:
  - 1. Drivers must be 16 years old or older.
  - 2. A driver may talk to his horse(s) as long as it does not interfere with other horses.
  - 3. Manners and safety are of utmost importance in this class. Judge may disqualify any entry that is deemed unsafe or unruly.
  - 4. Horses in the team must show in the same gait (not

one trotting and the other cantering or walking).

5. Horses may be light shod.
6. Whips of appropriate size are permissible, no bull-whips, etc.
7. Open bridles are permissible, side or over checks are permitted.
8. Breeching is required.
9. Open to 38" and under, class may be divided 34" and Under and 34" to 38" if four (4) entries of each division are entered.
10. Headers are encouraged.

D. Chariot:

1. Chariot must be safe. Chariot deemed unsafe by Show Management, Steward, or Judge may be disqualified from showing.
2. Chariots should resemble the Roman chariots and attire should resemble the Roman era and will be judged accordingly.
3. No weapons allowed on the chariots, drivers or horses.
4. Chariots and harness may have logos, farm names or sponsor names displayed.
5. Only four (4) chariots may be in the ring at one time and must stay well-spaced and on the rail.
6. Judge may bring in the top qualifying chariots, four (4) at a time for final workout.
7. Driver and any passengers may not be tied in or secured to the chariot.
8. Helmets are recommended but not required.

E. Ring Procedure:

1. Horses are to enter the ring counter clockwise (to the right) at a collected trot. **To be shown both ways of the arena at a collected trot, slow can-**

**ter, hand gallop and walk. Horses to reverse at a walk on the diagonal.** Must stand quietly, are not required to back. To be **judged 50% on manners and performance and 50% on fit and appropriateness of vehicle and harness, over all appearance.**

- a. Walk: A free, regular and forward moving four beat gait. Horses must appear calm and well mannered.
- b. Collected trot: Horses to give an airy appearance while also showing that they have perfect manners, good mouths and under control at all times.
- c. Slow Canter: Horses must demonstrate a slow canter in unison, be calm and light mouthed. Racy appearance will be penalized.
- d. Hand Gallop: Horses must do a hand gallop in unison, not at full speed or racing or giving the appearance of being out of control. Manners are to dominate at this gait and unruly horses or unsafe driving will result in disqualification. Horses must be called to a walk after a hand gallop and line up for final inspection. Header in at this time.

F. **Single Roman Chariot:**

1. Chariot to be pulled by a single horse with class requirements and judging to be the same as the Roman Chariot hitch team specifications.
2. Drivers to be 13 years old and older.