

**American Shetland Pony Club
American Miniature Horse Registry
American Show Pony Registry**

81-B EAST QUEENWOOD ROAD

MORTON, ILLINOIS 61550

Phone: 309-263-4044

Fax: 309-263-5113

2009 RULEBOOK SUPPLEMENT

Section III, Part 3 – General Registration Rules, Page 40

Delete: B. Registration must be evidenced by the original certificate, or a photo static copy of the same. For show purposes, if there are no registration papers on site, the animal will not be allowed to show.

Add: B. Registration must be evidenced by the original certificate or a photo static copy of the same. For show purposes, if there are no registration papers on site, the animal will not be allowed to show. As of January 1, 2007, the ASPC/AMHR/ASPR incorporated photo registration certificates for all divisions within the registry. Photos are required for **all** registry work, including registration, transfers, leases/terminations, stallion to gelding, certificate corrections, and when applying for permanent status if the current registration certificate does not include photos. Once the horse/pony has received a photo certificate, photos are no longer required for further registry work except in the instance of color/marking changes.

Section 2.4 – Qualifications of Youth Members, Page 13

Delete: (b) Youth membership is offered at no charge as established by the Board of Directors. Yearly renewal will be required and a youth **must** have a one-time sponsor at the time of his/her original application. Such a member shall not be entitled to vote or hold office and the word “Youth” shall appear on any membership card evidencing Youth Membership. This will be effective December 1, 2007 for the 2008 membership year.

Add: (b) Youth membership is offered at no charge as established by the Board of Directors. Yearly renewal will be required and a youth **must** have a one-time sponsor at the time of his/her original application. Such a member shall not be entitled to vote or hold office and the word “Youth” shall appear on any membership card evidencing Youth Membership. This will be effective December 1, 2007. “Youth” members that do not have a family member that is a current member must pay the annual membership fee in order to do registry work.

Section III, Part 22 – American Shetland Pony International Registry, Page 70

Delete: The American Shetland Pony International Registry is available to animals who are registered as Shetland ponies with a Shetland breed registry other than the American Shetland Pony Club. Animals that have one parent registered with ASPC and one parent

registered with another Shetland breed registry are also eligible to register in the ASPIR. Any animal registered with the ASPIR is NOT eligible to show in ASPC sanctioned shows.

Add: The American Shetland Pony International Registry is available to animals that are registered as Shetland ponies with a Shetland breed registry other than the American Shetland Pony Club. Animals that have one parent registered with ASPC and one parent registered with another Shetland breed registry are also eligible to register in the ASPIR. Animals registered with the ASPIR are NOT eligible to show in ASPC sanctioned shows. ASPIR ponies are allowed to hardship into the AMHR with an official measurement and examination by a licensed ASPC/AMHR judge and steward. ASPIR ponies are eligible for the National Show Pony Registry with the proper DNA testing.

Section IV Judges – Part 3 Enrollment, Page 77, A

Delete: 5. Apprentice judging is not permitted at the National Shetland Congress, the World show, the AMHR National Show, and at any National Area Show.

Add: 5. Apprentice judging is not permitted inside the ring at the National Shetland Congress, the World Show, the AMHR National Show, and at any National Area Show. All new apprentice judges will apprentice outside the ring at the Shetland Congress or World Show for consideration of being awarded their Modern card.

Section IV Judges – Part 6 Responsibilities of Judges, Page 81, E

Add: E. A Judge shall complete their judges cards as follows:

1. Judges shall note number of horses in the class.
2. Judges shall note all horses disqualified through the required placings/ ribbons with the letters “DQ” and the back number of the horse disqualified.
3. Judges shall sign each card.
4. Judges shall tie one additional place than the ribbons awarded.
5. Judges shall initial all corrections.
6. Judges shall place an “X” on cards with no class entries.

Section V (Stewards), Part 5 – Rules Governing Stewards, Page 89, B-5

Delete: 3. No pony/horse owned by a Steward can show at any show where he/she is officiating.

Add: 3. No pony/horse owned by a Steward and/or family member can show at any show where he/she is officiating.

Section V Stewards, Part 5 – Rules Governing Stewards, Page 93

Add: DD. A Steward who also holds an ASPC/AMHR Judge’s card cannot officiate the first day of a show as a Steward, and then officiate as a Judge on the second day at the same location on consecutive days. The Judge/Steward can officiate as a Judge on the first day of the show, and then as a Steward on the second consecutive day at the same location.

Section VII – Modern, Part 14 – ASPC Modern Halter Classes, Page 151

Delete:640 Modern Mare & Foal
(Note: This is a duplication of # 667)

Delete: A, B.....638 Modern Mare – Grand Champion – 46” & Under

Add: A, B.....638 Modern Mare – Grand Champion & Reserve – 46” & Under

Section VIII, Part 6 – General Show Rules, Page 176

Delete: G. Cleanliness and a neatly trimmed and groomed pony are priorities of the show ring. Ponies may be clipped or shown in full coat.

Add: G. Cleanliness and a neatly trimmed and groomed pony are priorities of the show ring. Ponies may be clipped or shown in a full coat. No balding or razoring of the muzzle up past the nostrils will be allowed. If found to be razored, a penalty will be assessed.

Section VIII, Part 4 – Required Classes, Page 165

Add:

1084..... ASPR Junior Champion & Reserve Stallion
1085..... ASPR Junior Champion & Reserve Mare
1086..... ASPR Junior Champion & Reserve Gelding
1087..... ASPR Senior Champion & Reserve Stallion
1088..... ASPR Senior Champion & Reserve Mare
1089..... ASPR Senior Champion & Reserve Gelding
1090..... ASPR Grand Champion & Reserve Stallion
1091..... ASPR Grand Champion & Reserve Mare
1092..... ASPR Grand Champion & Reserve Gelding
1093..... ASPR Country Pleasure Junior Pony,
Pony 2 – 4 Years of Age
1094..... ASPR Youth Country Pleasure Driving
1095..... ASPR Amateur Country Pleasure Driving
1073..... ASPR Halter Stallion, 2 Years & Under
1074..... ASPR Halter Gelding, 2 Years & Under
1075..... ASPR Halter Mare, 2 Years & Under
1076..... ASPR Halter Stallion, 3 Years & Older
1077..... ASPR Halter Gelding, 3 Years & Older
1078..... ASPR Halter Mare, 3 Years & Older

Section VIII, Part 5 – Optional Classes, Page 165

Delete:

1068..... ASPR Halter Stallions, any age
1069..... ASPR Halter Mares, any age
1070..... ASPR Halter Geldings, any age
1071..... ASPR Grand Champion & Reserve,
Stallion, Mare, Gelding, any age
1073..... ASPR Halter Stallion, 2 Years & Under

| | |
|-----------|---------------------------------------|
| 1074..... | ASPR Halter Gelding, 2 Years & Under |
| 1075..... | ASPR Halter Mare, 2 Years & Under |
| 1076..... | ASPR Halter Stallion, 3 Years & Older |
| 1077..... | ASPR Halter Gelding, 3 Years & Older |
| 1078..... | ASPR Halter Mare, 3 Years & Older |

Section IX, Part 10 – Classic Performance Division, Page 205, #16 (1)

Delete: (1) Course: Ponies to be shown over a minimum of four fences consisting of at least six jumps, 24” in height; jumps must be at least six feet wide. All jumps must have a ground pole. Jump Standards may not be taller than 40” in height. The course must be posted two (2) hours before the class. Obstacles must simulate those found in hunting, such as natural post and rail, brush, stone wall, white board gate, hedge, oxer, etc. No stallions permitted. All jumps in hunter and jumper courses must be numbered on the course in order of sequence. An In and Out Jump is considered one obstacle and scored as such. Refusal of one element of an In and Out Jump requires the retaking of both elements.

Add: (1) Course: Ponies to be shown over a minimum of four fences consisting of at least six jumps that are at least 12” in height, but no more than 20” in height; jumps must be at least six feet wide. All jumps must have a ground pole. Jump Standards may not be taller than 40” in height. The course must be posted two (2) hours before the class. Obstacles must simulate those found in hunting, such as natural post and rail, brush, stone wall, white board gate, hedge, oxer, etc. All jumps in hunter and jumper courses must be numbered on the course in order of sequence. An In and Out Jump is considered one obstacle and scored as such. The distance between an In and Out Jump must be 20 feet. Refusal of one element of an In and Out Jump requires the retaking of both elements.

Section IX, Part 11 – Show Management Class Specifications, Page 223

ASPC CLASSIC REQUIRED HALTER CLASSES – by Rating

Delete:

| | | |
|--------------|-----|---|
| A, B, C..... | 335 | Classic Youth Halter Mare/Gelding – 46” & Under – Youth 17 & Under |
|--------------|-----|---|

Add:

| | | |
|--------------|-----|---|
| A, B, C..... | 156 | Classic Youth Halter Mare/Gelding – 46” & Under – Youth 17 & Under |
|--------------|-----|---|

Section IX, Part 11 – Show Management Class Specifications, Page 224

CLASSIC SHETLAND OPTIONAL OVER & UNDER DIVISIONS

| | | |
|-------------------|-----|--|
| Add: | 159 | Classic Amateur Owned & Shown by Halter Stallion, Under |
| | 160 | Classic Amateur Owned & Shown by Halter Mare, Under |
| | 161 | Classic Amateur Owned & Shown by Halter Gelding, Under |
| | 162 | Classic Amateur Owned & Shown by Halter Stallion, Over |
| | 163 | Classic Amateur Owned & Shown by Halter Mare, Over |

| | |
|----------|---|
|164 | Classic Amateur Owned & Shown by Halter Gelding, Over |
|----------|---|

Section IX, Part 11 – Show Management Class Specifications, Page 226

ASPC CLASSIC OPTIONAL PERFORMANCE ALL-STAR POINTED CLASSES

| | |
|----------------------|--|
| Add:409 | Classic Open Country Pleasure Driving – 42” & Under |
|413 | Classic Amateur Country Pleasure Driving – 42” & Under |
|411 | Classic Country Pleasure Driving Stake, 42” & Under |

Section X, Part 2 – Eligibility for Exhibition in AMHR Classes, Page 242, E

Delete: “Youth” and individual who has not attained eighteen (18) as of December 1st of the current competition year (example: For 2002 a youth must not have attained 18 by December 1, 2001). Youth 13 – 17 may show senior stallions (3 years or older) in Youth performance classes. A Youth 13 years of age or older may show a stallion in Open Halter and Performance classes. Youth 13 – 17 may show senior stallions (3 years or older) in Youth driving classes. Youth under 13 may not show stallions of any age, including junior stallions (weanlings, yearlings, or 2 year olds).

Add: “Youth” an individual who has not attained eighteen (18) as of December 1st of the current competition year (example: For 2009 a youth must not have attained 18 by December 1, 2008). A Youth 13 – 17 may show senior stallions (3 years or older) in Youth or Open Hunter, Jumper, Obstacle, and Versatility. Youth 13 – 17 years of age may show stallions in Open Halter and Performance classes. Youth are not allowed to show a stallion in any Youth Halter or Youth Showmanship class with the exception of 13 – 17 year olds in the Junior Stallion class at Nationals. Youth 13 – 17 may show senior stallions (3 years and older) in Youth or Open Driving classes. Youth under 13 may not show stallions of any age, including junior stallions (weanlings, yearlings, or 2 year olds).

Section X, Part 12 – Driving Division, Page 256, L-1

Delete: 1. Classes in all divisions of pleasure driving competition may be offered for singles, pairs, tandem, unicorns, four-in-hand and etc.

Add: 1. Classes in all divisions of driving competition may be offered for singles, pairs, tandem, unicorns, four-in-hand and etc.

Section X, Part 12 – Driving Division, Page 257


Add: M. Cavesons or nosebands may or may not be used in the Driving Division.

Section X, Part 15 – Western Country Pleasure Driving, Page 261

Delete: (Required at Nationals Only and will be considered Non-Rated at all other ASPC/AMHR Sanctioned Shows until the 2008 show season.)

Delete: 1. A Western Country Pleasure Driving horse should carry himself in a natural, balanced position with a relaxed head and neck. His poll should be level with, or slightly above the level of the withers.

Add: 1. A Western Country Pleasure Driving horse should carry himself in a natural,



balanced position with a relaxed head and neck. The crest of the neck shall be flat, not bowed or arched. The poll should be level with, or slightly above the level of the withers.

Delete: 2. Maximum credit should be given to a horse with a relaxed head and neck, that carries his poll level with, or slightly above the withers, moves straight, with low strides and with little flexion of knees and hocks, with free movement, manners and a bright expression.

Add: 2. Maximum credit should be given to a horse with a relaxed head and neck, with the crest of the neck flat, not bowed or arched, that carries his poll level with, or slightly above the withers, moves straight, with low strides and with little flexion of knees and hocks, with free movement, manners and a bright expression.

Delete: 3. The horse shall be severely penalized if his poll is more than 5 inches above the level of the withers, is behind the vertical, is overflexed, excessively nosed out, the poll is below the withers, exhibits excessive speed or shows lack of control by the exhibitor.

Add: 3. The horse shall be severely penalized if his poll is more than 3 inches above the level of the withers, the crest of the neck is bowed or arched, is behind the vertical, is overflexed, excessively nosed out, the poll is below the level of the withers, exhibits excessive knee action and speed, or shows lack of control by the exhibitor.

Section X, Part 15 – Part 15, Western Country Pleasure Driving, Page 262 & 263

GENERAL REGULATIONS

Delete: 3. Bits in the Western Country Pleasure Driving division shall be of the snaffle type. No Liverpool bits, curb chains, or curb straps are allowed.

Add: 3. Bits in the Western Country Pleasure Driving division shall be of the snaffle type, with a broken or bar mouth. No Liverpool bits, curb chains, or curb straps are allowed.

CLASS CONDITIONS

Delete: 4. **Extended Trot:** A clear increase in gait and length of stride. The horse should move freely on a taut, but light rein, while maintaining a balanced gait and forward movement with low strides and little flexion of knees and hocks. Excessive knee action and speed to be severely penalized.

Add: 4. **Extended Trot:** A clear increase in gait and length of stride. Excessive knee or hock action and speed to be severely penalized. The horse should move freely on a taut, but light rein, while maintaining a balanced gait and forward movement with low strides and little flexion of knees and hocks.

Delete: 5. Maximum credit should be given to a horse with a relaxed head and neck, that carries his poll level, or slightly above the withers, moves straight with low strides and little flexion of knees and hocks, with free movement, manners and a bright expression.

Add: 5. Maximum credit should be given to a horse with a relaxed head and neck, with the crest of the neck flat, not bowed or arched, that carries his poll level with, or slightly above the withers, moves straight with low strides and with little flexion of knees and hocks, with free movement, manners and a bright expression.

ATTIRE

Delete: 1. Ladies should wear jackets and blouses with slacks and skirts, or dresses. No bare shoulders. Hats are optional.

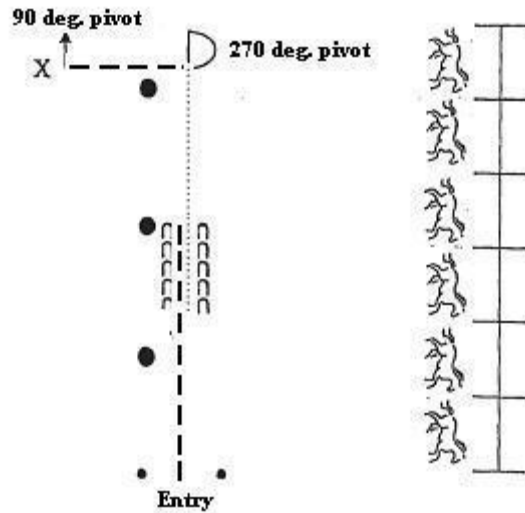
Add: 1. Ladies should wear jackets and blouses with slacks and skirts, or dresses of the Western type. No bare shoulders. Hats are optional but should be of the Western type if worn.

Section X, Part 29 – Showmanship, Page 276

Add:

Pattern #4 Intermediate Pattern

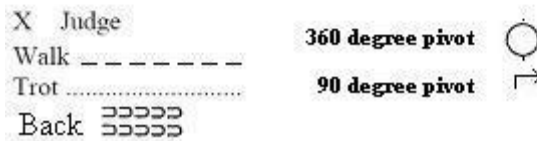
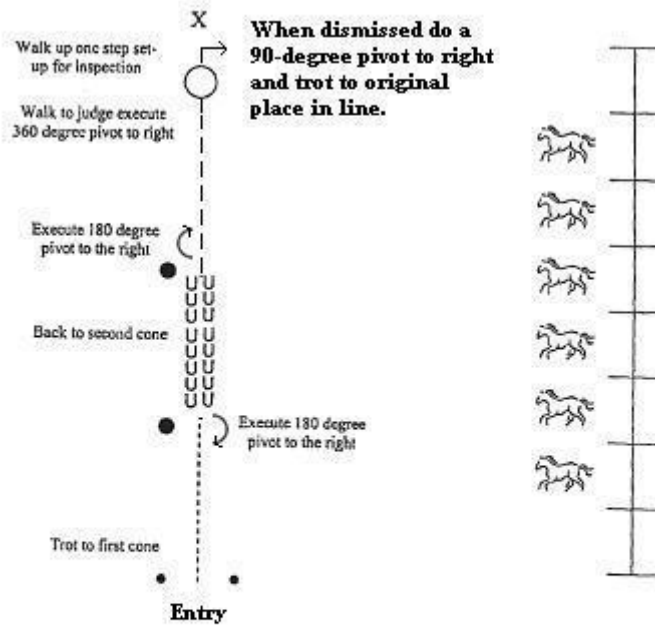
Enter the ring clockwise at a walk and line up head to tail as directed by the Judge or Ring Steward. When the pattern is completed, exhibitor trots to the end of the head to tail line-up. After all ponies have completed the pattern, the Judge may walk through the head to tail line-up for final inspection. When the person on course is finishing, the next showman should be set and ready to begin the pattern. Cones should be on the handlers left side. Pattern as follows:
Begin the pattern. Stop at the first cone, set pony, acknowledge judge, then walk to the second cone, stop, back the pony 5 steps, stop, trot to the third cone. Stop, execute a 270 degree pivot, walk to judge, set up. When dismissed, execute a 90 degree pivot, trot to the end of the head-to-tail line.



Add:

Pattern #5 Advanced Pattern

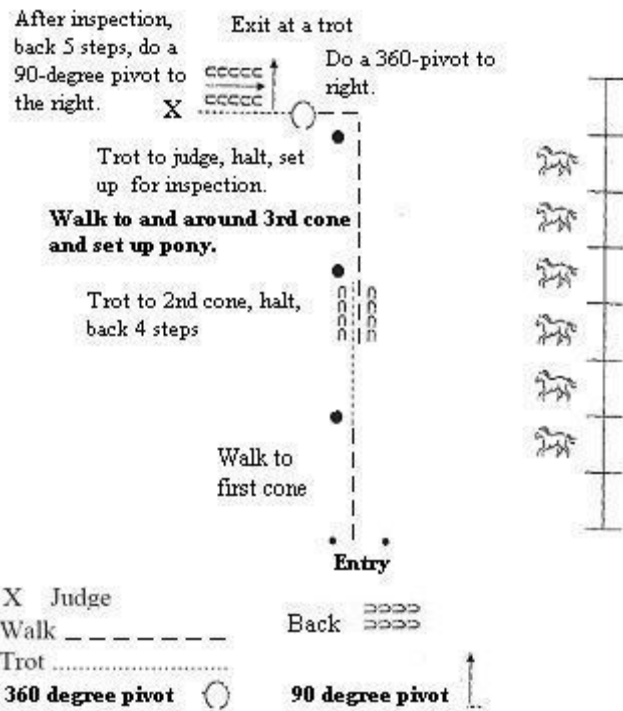
Enter the ring counter clockwise at a walk and line up facing the center of the ring in a straight line as directed by the Judge or Ring Steward. Begin pattern by trotting to cone #1. Execute a 180 degree pivot to the right, back the pony to cone #2. Execute a 180 degree pivot to the right. Walk to the Judge and execute a 360 degree pivot right, walk up one step and set pony for inspection. When dismissed, execute a 90 degree pivot to right, trot to original place in line-up, going behind horses in the line.



Add:

Pattern #6 Optional Advanced Pattern

Enter the ring counter clockwise, line up facing the center of the arena in a straight line as directed by the Judge or Ring Steward. Begin pattern by walking to the first cone. Trot to the second cone, halt, back the pony 4 steps, walk to and around cone 3; set up pony facing the Judge. Execute a 360 degree pivot. At completion of pivot, trot to Judge, halt, set up for inspection. At completion of inspection, back the pony 5 steps, execute a 90 degree pivot to the right, exit at a trot to original place in line, going behind other exhibitors.



Section X, Part 30, AMHR Performance Classes Division A - Under, Page 286

Delete:

- M*1330 AMHR Park Harness – Under
- M*1331 AMHR Park Harness Stake – Under

Add:

- *1330 AMHR Park Harness – Under
- *1331 AMHR Park Harness Stake – Under

Section X, Part 30, AMHR Performance Classes Division B – Over, Page 290-291

Delete:

- M*1428 AMHR Park Harness – Over
- M*1429 AMHR Park Harness Stake – Over

Add:

- *1428 AMHR Park Harness – Over
- *1429 AMHR Park Harness Stake – Over

(Note: Park Harness and Park Harness Stake classes are no longer “mandatory” classes except for the National Area Shows and the AMHR Nationals. They are “optional” for local shows.)

**Section X, Part 30 – Class Requirements for Approved Shows, Page 292
Combined Division A & B Classes (horses 38” & Under)**

Add:

PHYSICALLY OR MENTALLY CHALLENGED (PMC) CLASSES

- *1521 AMHR PMC Halter Obstacle – Mare or Gelding
Any Age – 38” & Under
- *1522 AMHR PMC Hunter – Mare or Gelding
Any Age – 38” & Under
- *1523 AMHR PMC Jumper – Mare or Gelding
Any Age – 38” & Under
- *1520 AMHR PMC Driving Obstacle – Mare or Gelding
Any Age – 38” &

Section XII, Part 1 – ASPC/AMHR National Area Shows, Page 319, Part 1-B

Delete: Location: The location of each area show is to be awarded by the National Area Show Committee. All proposals for hosting the National Area Shows must be in writing and submitted to the ASPC/AMHR/ASPR office by September 30th of the year preceding the show (i.e., the proposal for 2005 shows must be submitted by September 30th of 2004). Sites and dates will be announced at the National Convention.

Add: Location: The location of each area show is to be awarded by the National Area Show Committee. All proposals for hosting the National Area Shows must be in writing and submitted to the ASPC/AMHR/ASPR office by September 1st of the year preceding the show (i.e., the proposal for 2010 shows must be submitted by September 1st of 2009). Sites and dates will be announced at the National Convention.

Section XII, Part 9 – Other Special Adult Awards, Page 332, A

Delete: Recommendations for potential inductees may be made each year to the People Hall of Fame committee. Nominations are encouraged to be in writing and should include documentation for the nomination including a biography for the nominee. Nominations should be made by February 1st of each calendar year.

Add: Recommendations for potential inductees may be made each year to the People Hall of Fame committee. Nominations are encouraged to be in writing and should include documentation for the nomination including a biography for the nominee. All members, past and present, including the Board of Directors, are eligible for nomination and induction into the People Hall of Fame. Nominations should be made by February 1st of each calendar year.

Section XII, Part 11 – Special Youth Awards, Page 338

Add: Y. Youth Companion Program

